



Nexus Maintenance & Cleaning Instructions

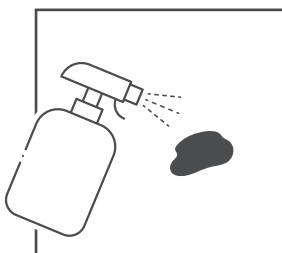
Nexus surface features a velvet and soft touch finish with anti-finger print properties. It should be cleaned regularly and does not require any special maintenance, just a damp cloth such as a microfibre cloth with household cleansers.

Instructions	<p>To ensure the best experience, it is important to follow the below suggestions:</p> <ul style="list-style-type: none">✗ Do not use sharp tools, such as knives, sharp objects, on the surface. Cutting boards are suggested to be placed in between.✗ Do not place hot pots directly on the surface. Heatproof mats are recommended to be placed in between. Making sure that the heatproof mat covers the pot base entirely.
Everyday Maintenance	<ol style="list-style-type: none">1. Clean the surface with a soft damp cloth and dry off with a soft cloth.2. Or use a small amount of mild household detergent mixed with water on a damp cloth. Repeat if necessary to remove the stain. After any detergent, we recommend wiping the surface thoroughly with plain water, dry it with a dry towel or a soft cloth.

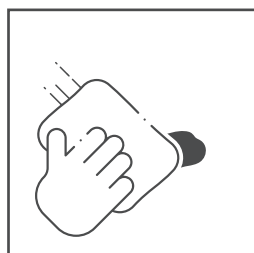
For stubborn stains on the surface, please refer to the following advice below:

Deep Clean	<ol style="list-style-type: none">1. Use a spray kitchen cleaner that is non abrasive.2. Clean the surface with a soft water dampened cloth until the stains are removed.3. Wiping the surface thoroughly with water and a soft clean cloth.4. Dry the surface with a dry towel or a soft cloth. <ul style="list-style-type: none">✗ Do not use any strong acidic or alkaline cleansers to treat the Nexus surface.✗ Do not treat the Nexus surface containing abrasive substances, micro abrasive sponge, or materials such as sandpapers and metal implements.✗ Do not use lacquer and thinner or cleaning naphthalene as this can lead to a residue being left.
-------------------	---

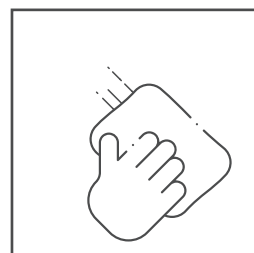
1. Use a spray kitchen cleaner that is non abrasive.



2. Clean the surface with a soft water dampened cloth until the stains are removed.



3. Dry the surface with a dry towel or a soft cloth.



4. Do not treat the Nexus surface containing abrasive substances, micro abrasive sponge, or materials such as sandpapers and metal implements.

